


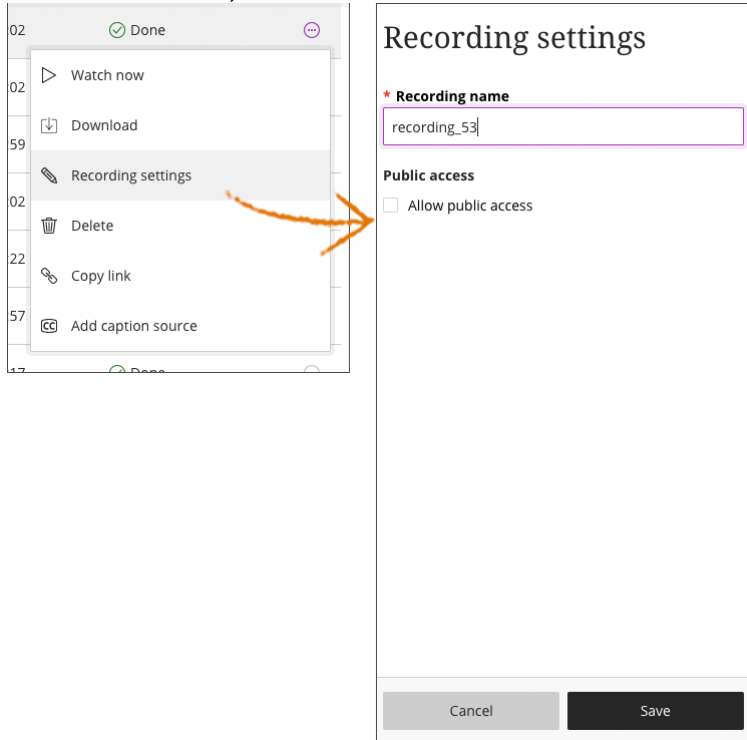
Collaborate Ultra made a change the week of 9/13/20 to recording links.


Educators and students can still find session recordings on the **Collaborate Ultra** tab of the course:



The change comes if educators want to send the link in an email or post the link in another course. All previous recordings allow public access by default, but you must enable it on new recordings.

1. Click the **three dots**  next to the recording, select **Recording Settings**, select the *Allow public access* checkbox, and click **Save**.



2. Click the **three dots**  next to the recording and select **Copy Link**.
3. Send the link in an email or post it in another course.