



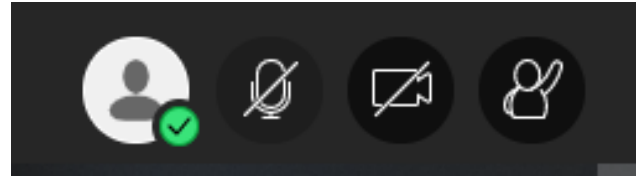
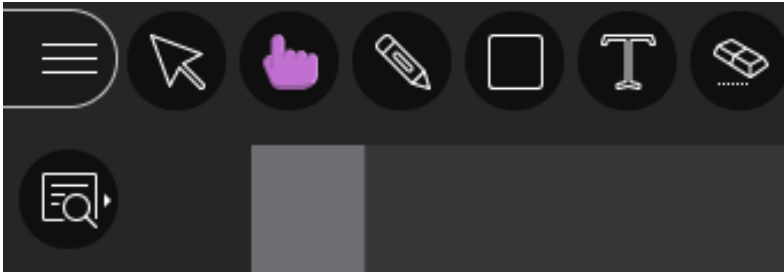
Discussions

EDI Support & Our Heritage

LAND RECOGNITION STATEMENT:

We acknowledge that the University of Wisconsin-Eau Claire occupies the sacred and ancestral lands of Indigenous Peoples. We honor the land of the Ojibwe and Dakota Nations.



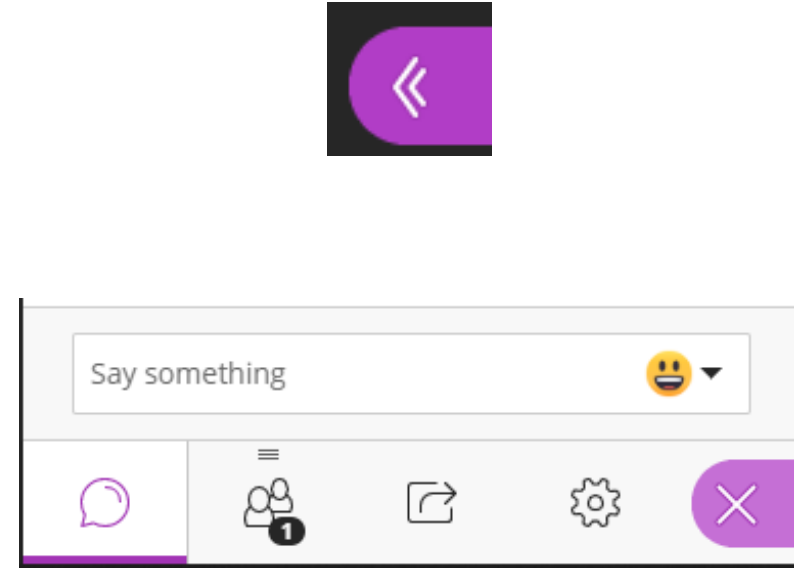


⚙️ Billie Blugold ☰

🕒 Away 👤 Leave session

Feedback

😊 Happy	😞 Sad
😮 Surprised	😕 Confused
⚡ Faster	🐢 Slower
⚙️ Agree	⚙️ Disagree



Tools in Collaborate Ultra

Topics

- Case Studies
- Controversy
- Transfer
- Summary
- Learn and Share
- Practice for Larger Assessments

- <https://www.facultyfocus.com/articles/online-education/online-discussion-questions-work/>

Facilitate

- Pause for student self-discovery and peer interaction. Don't always jump in with the “right” answer as this can shut down student conversation and exploration.
- Use probing responses rather than authoritative statements to lead the discussion in productive directions and avoid evaluative posts to encourage student ideas and the process of exploration.
- Tie student ideas together and revisit past contributions to incorporate them in new discussions.
- Asking students to clarify or elaborate on their ideas, encourage them to react to and build on the comments of others, and add new ideas or directions to the conversation.
- Connect ideas discussed online to the rest of the course, e.g., answer questions raised online during class, connect topics from the online discussion to in-class discussions, etc.

<https://www.brown.edu/sheridan/teaching-learning-resources/teaching-resources/course-design/enhancing-student-learning-technology/questions-online-discussions>



Questions?



**Canvas Template
Course Page in Canvas
for Educators course**

This is a graded discussion: 5 points possible

due -

Discussion: [Title Here]

Purpose

Skills

Knowledge

Task

Criteria for Success

- Your initial response should be 100-200 words in length, reflecting on the prompt above.
- Respectfully reply to at least two classmates' posts.
 - Reply to students who do not have any other replies.
 - If all students have replies, reply to students who have the fewest number of replies.
 - Your response to your classmate's discussion should be around 50 words (each) and add to the discussion (i.e. reflecting on their response, asking questions, etc.).

Technical Support

Need help using Canvas Discussions? If so, please review the following guide:

- There is no save option in discussions. We recommend you work in Word or Google Docs so you can save your progress and also have a record of your posts after the class is over. Then you can copy and paste into Canvas.
- There are no Undo or Redo options in Canvas. Here are some options:
 - Windows - Undo is Ctrl+Z and Redo is Ctrl+Y.
 - Mac - Undo is Command+Z and Redo is Command+Y.
- [Canvas Student Guide - Discussions](#)
- Live Canvas help is available 24/7 via the **Help** button on the lower left navigation bar.

Canvas Demo