

# Senate Update:

---

## Enrollment Overview

October 9, 2018

# Additional Information

Dashboards

Office of  
Institutional Research

University of Wisconsin  
Eau Claire

<https://universityofwieauclaire.sharepoint.com/sites/IR/Pages/dashboards.aspx>

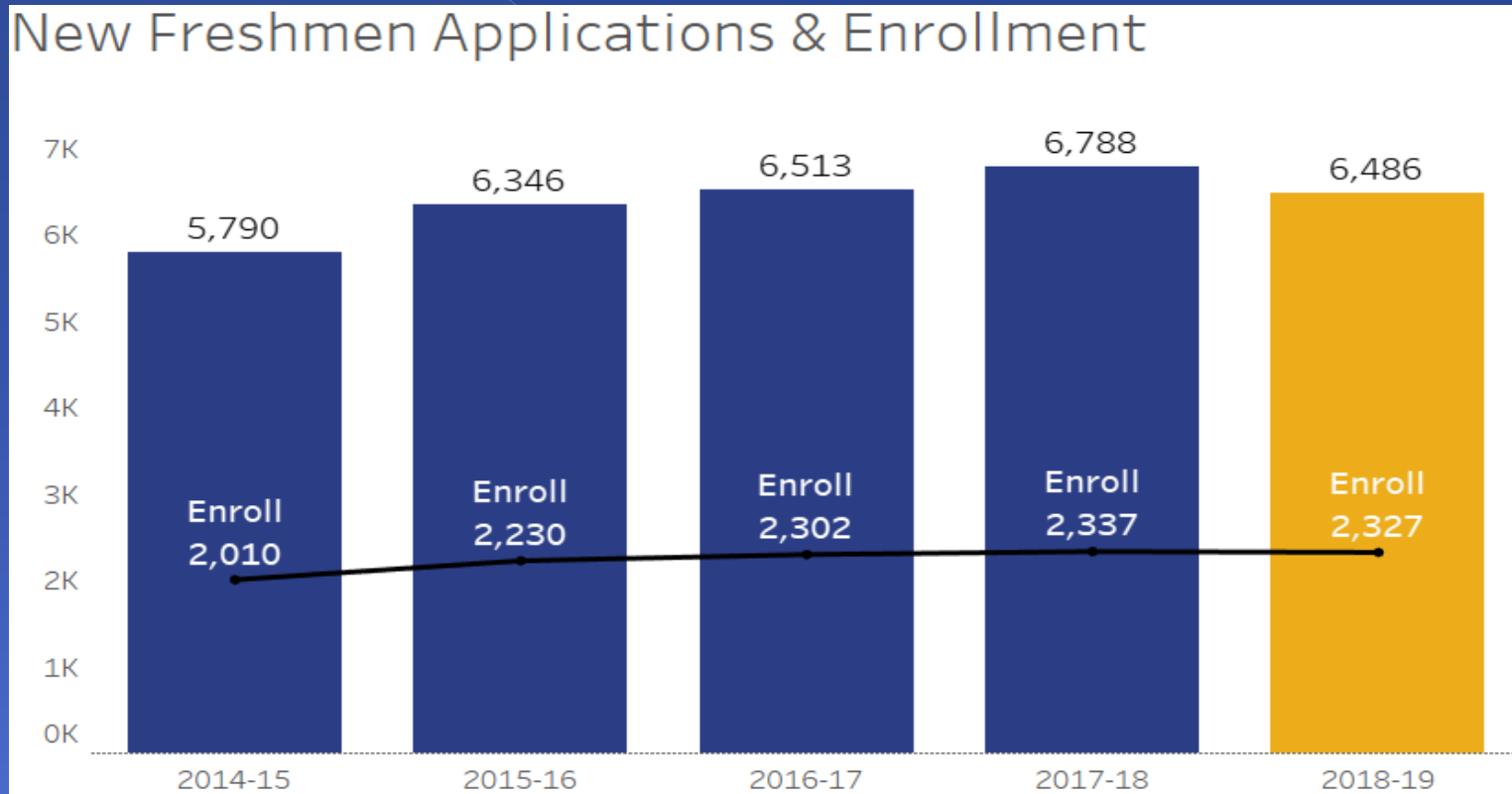


Accountability Dashboard

<https://www.wisconsin.edu/accountability/>

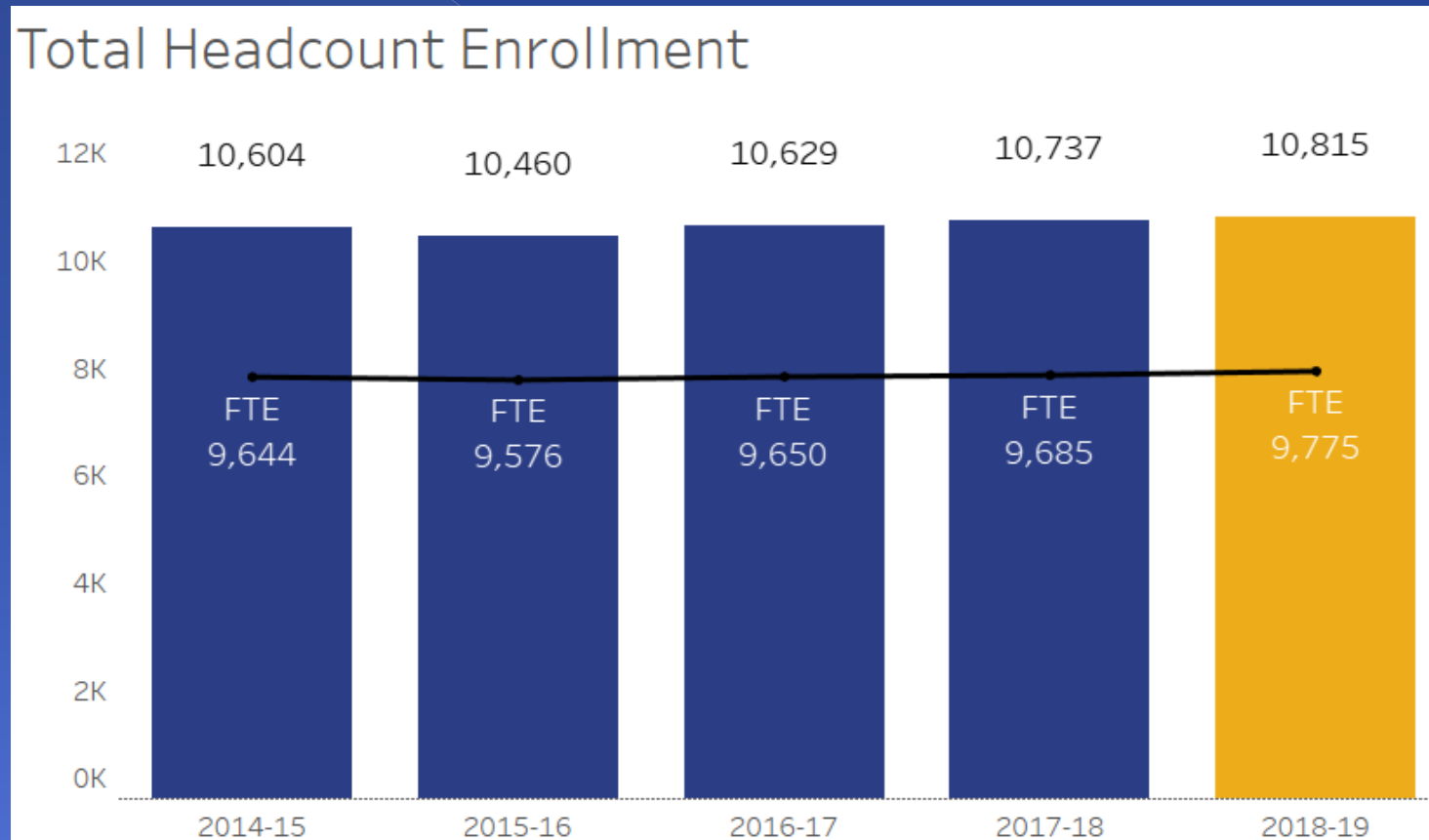
# Enrollment Information

## ○ New 1<sup>st</sup> Year Applications



# Enrollment Information

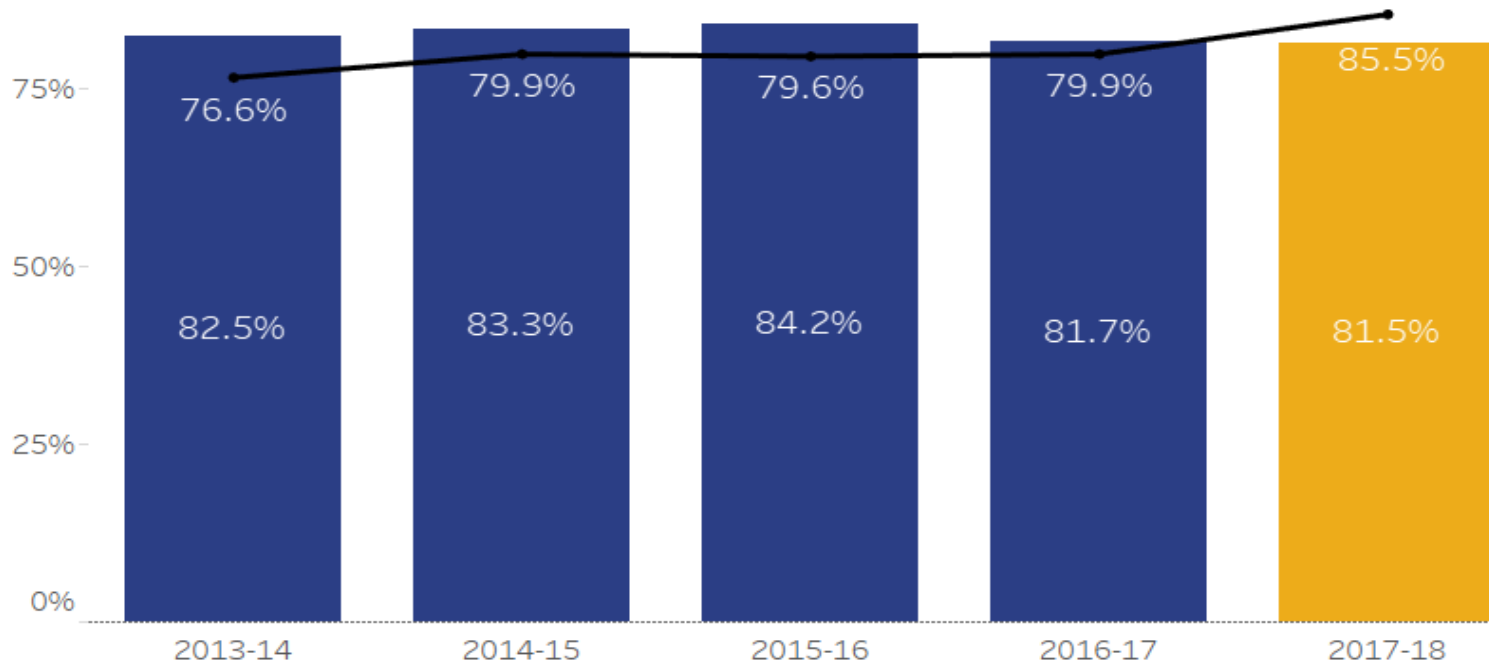
## ○ Total Headcount



# Enrollment Information

## 2nd Year Retention Rate

2nd Year Retention Rate - All Students & Students of Color  
(black line)



# Class of 2022-High School Information

- **Class size less than 100**
  - > 336 (22%)\* - same as last year
- **Class size 101-300**
  - > 550 (36%)\* - 5% more than last year
- **Class size 301+**
  - > 643 (42%)\* - 5% less than last year
- **Homeschooled**
  - > 9 – 2 fewer than last year

# Class of 2022-Home State

- **Wisconsin**
  - > 1571 (66%) – same as last year
- **Minnesota**
  - > 728 (31%) – same as last year
- **Illinois**
  - > 52 (2.2%) – up 0.2%
- **Other**
  - > 34 (1.4%) – up 0.4%

# Lions, and tigers, and bears...

*Top five concerns for the incoming class:*

## ◎ 2018 concerns ranked:

- > **Having enough money**
  - 1,005 students or 53%
- > **Test Taking**
  - 904 students or 48%
- > **Study Skills**
  - 868 students or 46%
- > **Being uncertain about my major**
  - 786 students or 41%
- > **Time management**
  - 773 students or 41%

## ◎ 2017 concerns ranked:

- > **Having enough money**
  - 964 students or 57%
- > **Time management**
  - 853 students or 50%
- > **Study Skills**
  - 851 students or 50%
- > **Test Taking**
  - 842 students or 50%
- > **Being uncertain about my major**
  - 743 students or 44%