

RILM

(Abstracts of Music Literature)



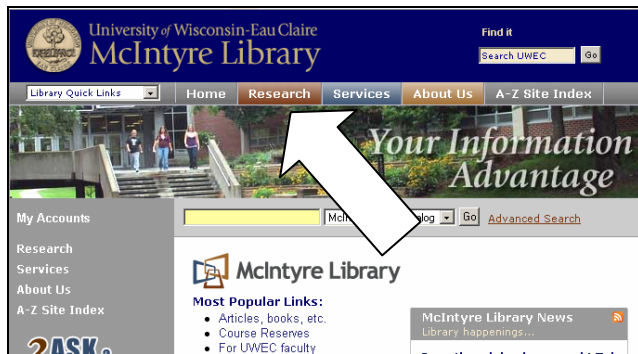
Introduction

RILM Abstracts of Music Literature produced by the Repertoire International de Literature Musicale is an international bibliography on music and related disciplines with citations to books, articles, videos, bibliographies, ethnographic recordings, dissertations, e-publications, films, catalogues, iconographies, critical commentaries to complete works, Festschriften, conference proceedings, reviews, recording notes, and pedagogical manuals if they are of scholarly interest.

It indexes articles from over 500 scholarly journals and contains records in over 100 languages (titles and abstracts are in English). It covers 1969 to the present, with over 20,000 new citations added each year.

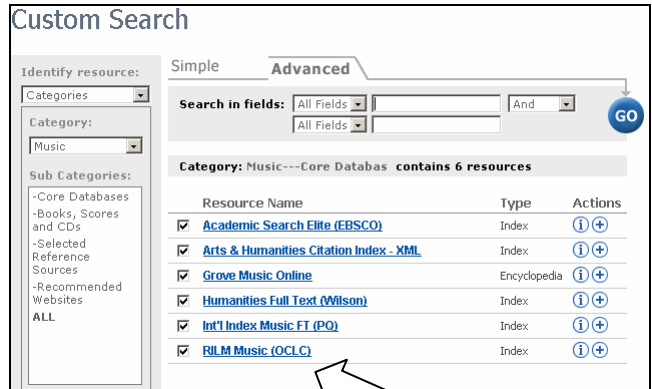
Accessing RILM

From the library homepage, click the “Research” button.



Then select “Resources by Subject” and “Music” from the following pages. This will take you to the Search Spot Custom search screen for Music, which shows all the main music databases along with several useful multipurpose databases.

You could use the SearchSpot search engine to search them all simultaneously, but this guide will take you through RILM-specific features. At the bottom of the list, click on [RILM Music \(OCLC\)](#).



RILM Search Options

RILM’s online title is RILM Music Abstracts. There are more documents on standard music topics than would be useful to any one person’s research, so you should try to focus your search as narrowly as possible.


You can see sample search terms by clicking the icon to the right of each drop-down menu. Here is a sample of the Basic search screen.

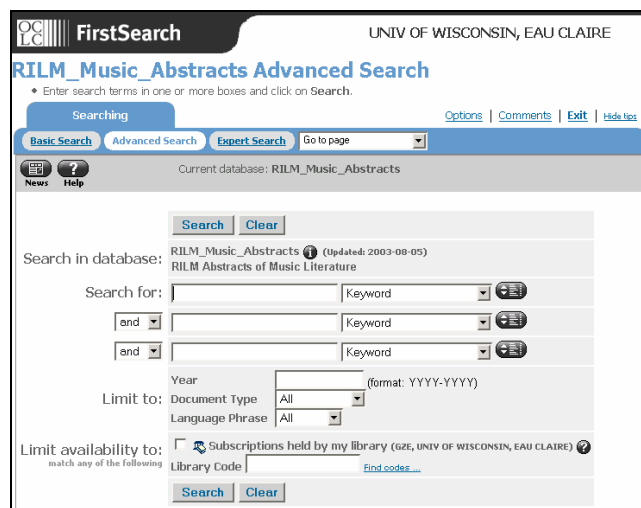


To help you get the best results with the fewest searches, use the Advanced Search screen. It provides more input boxes so you can enter several concepts and then join them with Boolean operators (usually AND). In addition, the advanced search screen provides you with drop-down menus where



you can select the area (index) you want to search (e.g., keyword or subject).

Note: An index is a searchable file of terms used to identify library resources. Use the index icon  to browse the terms found in those areas.



Entering a search _____

1. Type one or more key search terms into the first Search for: box.

Note: Do not use English sentences, most words will either be ignored or will confuse the search engine. If you are searching for an exact phrase, enclose the phrase in quotes.
2. Click the drop-down list box to see all available indexes. Then, select the index in which you expect to find these terms.
3. Type search terms in the second and third Search for: box as needed and select the index to be searched.

Note: The Keyword index is best for general searches, but if you are looking for an article, say, by a particular author, you can select the author index for that box.

4. Next use the dropdown menu boxes to the left of the Search for: box to select Boolean operators (AND, OR, and NOT) to combine the search strings entered in the second or third boxes if used.

Note: All terms entered in one box will automatically be connected with OR.

5. Limit your search (next section) or just click the Search button.

Search limits _____

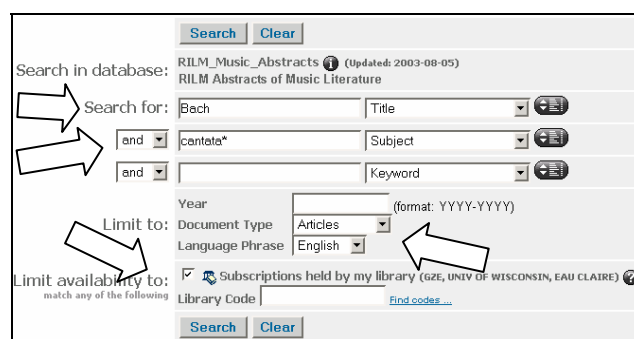
Below the input box area, you will find boxes where you can limit the results by year of publication, type of item (books, articles), whether the item has an abstract, and by language. You can also limit to items that can be found in McIntyre Library.



Sample Search _____

If you were looking for articles on any of Bach's cantatas, here is a good strategy. Also, limit the search to articles you can see today.

1. Enter Bach* in the top input box
2. Select title from the drop down menu
3. Enter cantata* in the next input box
4. Select subject from the drop down menu
5. In the limits area, select "articles" from the "Document Type" drop down menu
6. Select English from the "Language Phrase" drop down menu
7. Click in the box next to "Items in my library (GZE, UNIV OF WISCONSIN, EAU CLAIRE)"
8. Click the search button.



Finding journals

Follow the directions in the guide "Find Virtually Any Article" found online at

<http://www.uwec.edu/library/research/guides/findArticles.pdf>